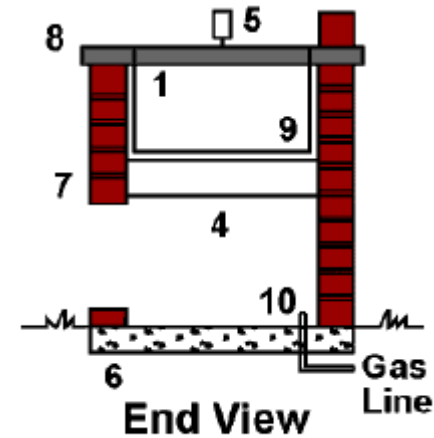




Built-in Barbecue Plans

1.	Select BBQ and refer to Dimension Chart on page 3 for specifications.
2.	Door 24" x 17"
3.	Door 12" x 18"
4.	Steel reinforcing bar.
5.	Electric Spit and Motor.
6.	Foundation 4" concrete.
7.	Common red brick 2 1/4" x 4" x 8" - 300 required, Sand - 1 ton, Gravel - 1/4 ton, Cement - 4 sacks.
8.	Common splits or tile 30 required.
9.	Masonry liner or 40 Firebricks Splits.
10.	Gas inlet 1/2" pipe.

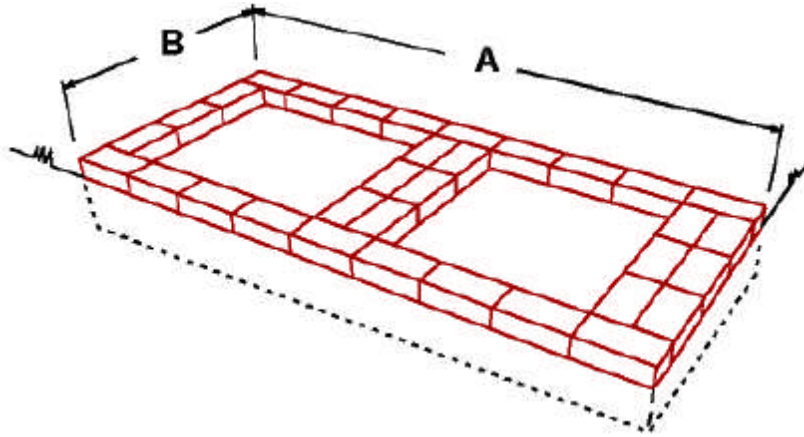


NOTE: Brick sizes may vary. Material quantities are approximate

Continued on next page...

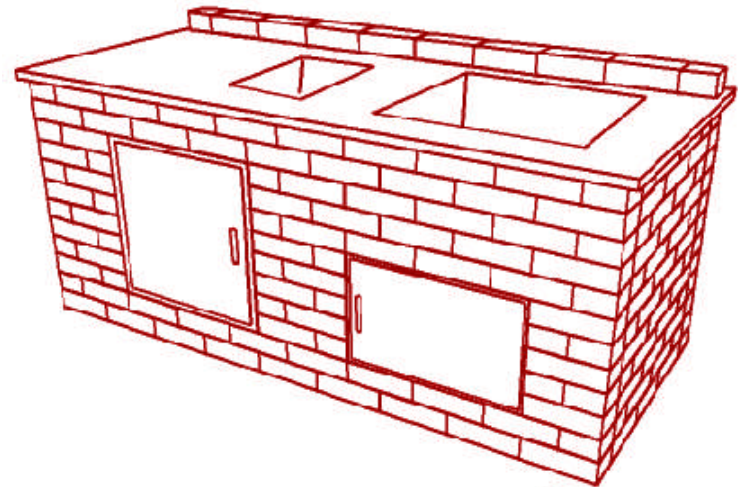


Fire Magic Grills Dimensions Guide



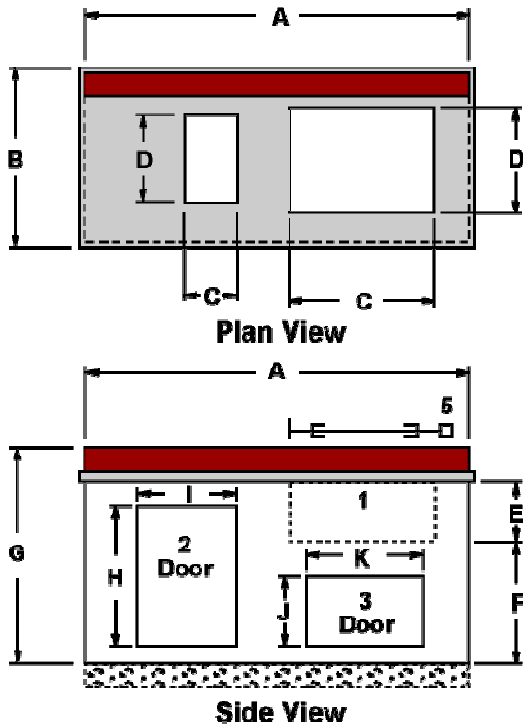
Concrete foundation and first brick course.
(Lay out dry before pouring foundation)

Height up 11 courses, build in doors and steel reinforcing bar.
Masonry complete. Allow 2 weeks to cure, wet by sprinkling.





Barbecue Dimensions Chart



A	Enclosure width	G	Enclosure height floor to top of brick splash
B	Enclosure depth	H	Large door opening height
C	BBQ Opening width	I	Large door opening width
D	BBQ Opening height	J	Small door opening height
E	Enclosure height floor to bottom BBQ opening	K	Small door opening width

BARBECUES	A	B	C	D	E	F	G	H	I	J	K
Deluxe Gas	67 1/2	25 1/2	24 3/4	17 3/4	12	21	36	24 1/2	17 1/2	12 1/2	18 1/2
Custom I Gas*	69	27 1/2	26 1/4	19 3/4	12	21	36	24 1/2	17 1/2	12 1/2	18 1/2
Custom II Gas*	69	31 1/2	26 1/4	23 3/4	12	21	36	24 1/2	17 1/2	12 1/2	18 1/2
Regal I Gas**	75	27 1/2	32 1/4	19 3/4	12	21	36	24 1/2	17 1/2	12 1/2	18 1/2
Regal II Gas**	75	31 1/2	32 1/4	23 3/4	12	21	36	24 1/2	17 1/2	12 1/2	18 1/2
24 1/2" Lift-A Fire	67 1/2	24 1/2	24 3/4	17 3/4	12	21	36	24 1/2	17 1/2	12 1/2	18 1/2
32" Lift-A-Fire	75	27 1/2	32 1/4	19 3/4	12	21	36	24 1/2	17 1/2	12 1/2	18 1/2
Drop-In Gas	67 1/2	31	24 1/4	19 1/4	12	21	36	24 1/2	17 1/2	12 1/2	18 1/2
16" x 23" Firemaster	67 1/2	31	24 1/4	19 1/4	12	21	36	24 1/2	17 1/2	12 1/2	18 1/2
18" x 30' Firemaster	74 1/2	33	31 1/4	21 1/4	12	21	36	24 1/2	17 1/2	12 1/2	18 1/2
Sideburner			8 3/4	14 1/4	4						

All measurements are in inches

* Classic or Gourmet

** Classic or Gourmet includes Rotisserie Backburner Units



Notes: